

资产支持证券市场季报

ABS Market Quarterly Report

2020

试 5G

REITs



1. REITs

2020 4 30

REITs

REITs

REITs

2020 7 31

REITs

2020 8 6

2020 9 4

2020 9 22

2020 9 23

A

REITs

1.1

REITs

REITs

18.35

REITs

REITs Real Estate Investment Trusts

REITs

REITs

REITs

1/2

2. 5G

2020 9 17 3 5G
5G 5G
4.55
66
29 34 3
18 3%/ 18
5G
5G 2020 4
" 5G
" 5G
5G
5G

3. ABS

" "
2020 9 30 2020 11

ABS

2014

2020

11 20

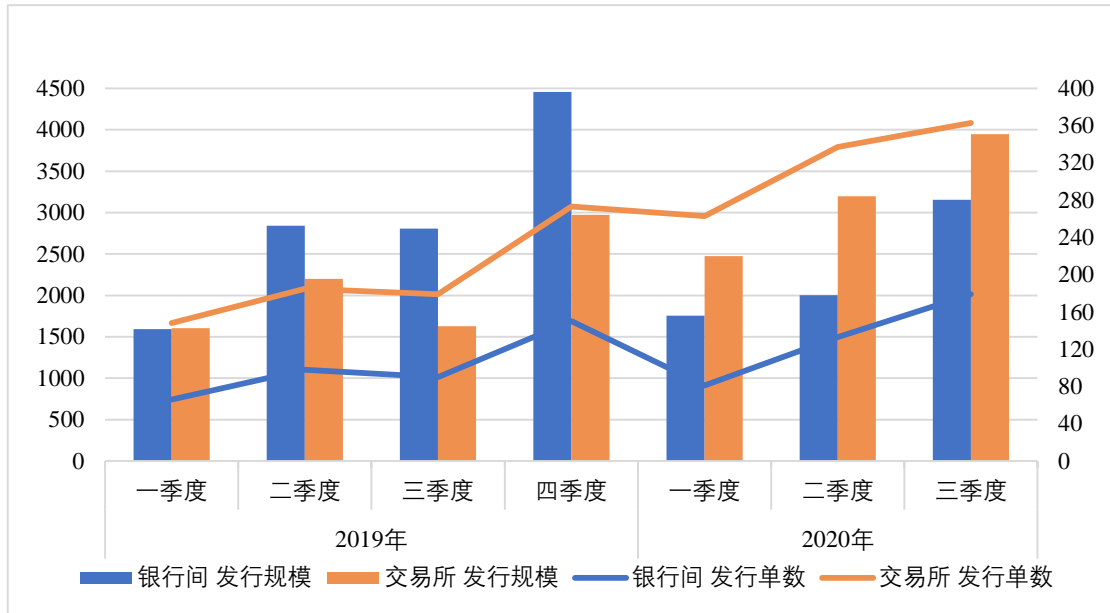
2014 2020

2020 9 30

ABS

ABS

2020				1	2020
	542	1426			16.55%
15.00%		101.49%	73.69%	7103.52	39.02%
60.19%					



Wind

1 2019 2020

2020

179 465

3156.14

363

961

39477.38

1

1

	179	363	542	465	961	1426	3156.14	3947.38	7103.52
	34.59	9.34	16.56	38.39	6.31	15.00	57.74	26.98	39.02
	98.89	102.79	101.49	67.27	76.98	73.69	12.44	142.54	60.19

Wind

2020

" ABS"

39 109

1645.16

" ABN"

140 356

1510.98

2 2

ABS ABN

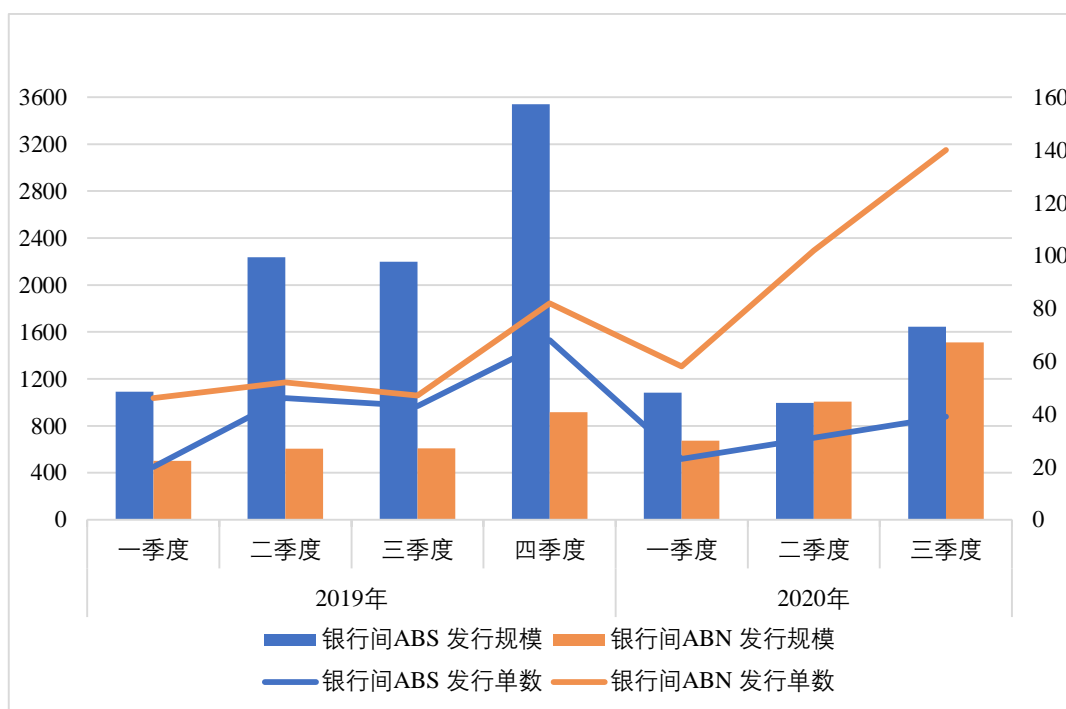
1500

ABCP

2

	ABS	ABN	ABS	ABN	ABS	ABN
	39	140	109	356	1645.16	1510.98
	25.81	37.25	29.76	41.27	65.25	50.30
	-9.30	197.87	-20.44	152.48	-25.21	148.82

Wind



Wind

2 2019

2020


ABS

ABN

2020

2020

3 2020



5 2020

				%
	202	573	10294.45	26.01
	1048	2121	8717.82	22.03
	278	710	3353.59	8.47
	292	813	2706.27	6.84
	630	1251	2510.46	6.34
	141	384	1868.57	4.72
	106	206	1741.11	4.40
	87	199	1726.85	4.36
	109	321	1190.65	3.01
	78	183	1181.66	2.99
	182	727	944.61	2.39
	169	297	922.52	2.33
	10	37	736.73	1.86
	36	60	336.34	0.85
	10	50	191.98	0.49
	58	91	186.79	0.47
	11	24	177.00	0.45
	21	115	156.72	0.40
	65	179	563.71	1.42
	12	60	66.35	0.17
	3545	8401	39574.19	100.00%

1

ABS

ABS

ABS

2

ABS

1

ABS

Wind

2020
AA⁺_{sf} AAA_{sf}

19.87%

765
75.42%

4.80%

AAA_{sf}
94.61% AA⁺_{sf}

6 2020

Wind

2020		4480		AAA _{sf}
AA ⁺ _{sf}	AA _{sf}	AAA _{sf}	AA ⁺ _{sf}	AA _{sf}
75.20%	19.62%	2.81%	92.14%	6.30% 1.13%

7 2020

		%		%
AAA _{sf}	3369	75.20	26412.98	92.14
AA ⁺ _{sf}	879	19.62	1804.98	6.30
AA _{sf}	126	2.81	323.98	1.13
AA ⁻ _{sf}	10	0.22	13.47	0.05
A ⁺ _{sf}	44	0.98	54.01	0.19
A _{sf}	9	0.20	12.76	0.04
A ⁻ _{sf}	10	0.22	4.50	0.02
BBB ⁺ _{sf}	10	0.22	6.90	0.02
BBB _{sf}	2	0.04	2.00	0.01

2020

2020

2 8 7

29 " "

" C "

AA " - -

" " - -

AA+ AA

" " PRG

"

03~06"

"

2020 14

" 20 ABN001

B" " 05" " 06" " PR18 1A" "

9 1B" " 1B" " 18

1B" " PR19 1A" " 03" "

05" " 06" "

07"

A

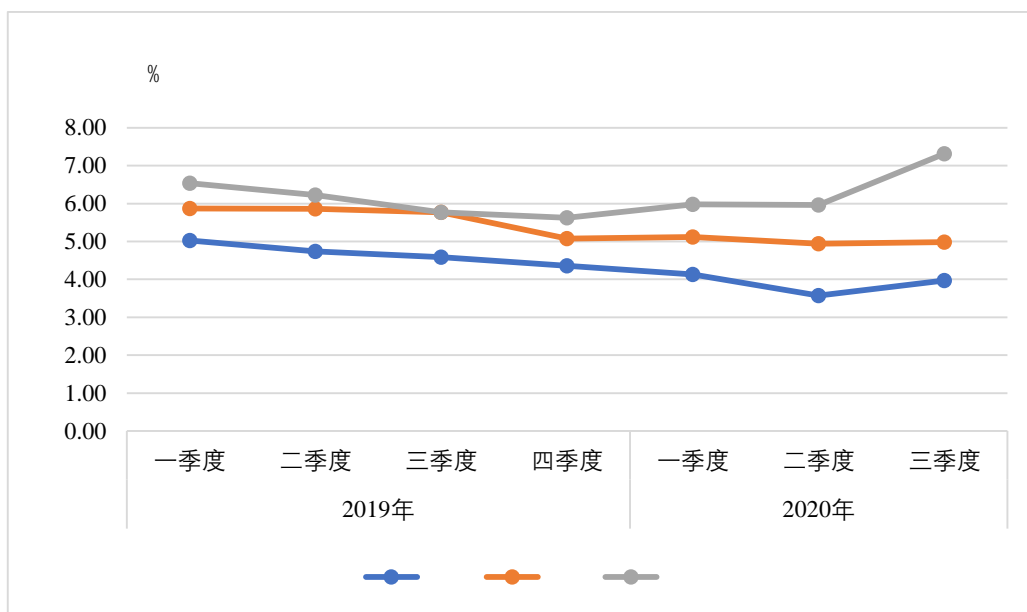
		/
1 A		
1 B		
03		
04		
05		
06		

AA ⁺ sf	2020/8/28	AAA _{sf}
AA _{sf}	2020/8/28	AA ⁺ sf
AA _{sf}	2020/8/4	AA ⁺ sf
AA _{sf}	2020/8/4	AA ⁺ sf
AA _{sf}	2020/8/4	AA ⁺ sf
AA _{sf}	2020/8/4	AA ⁺ sf

2019/7/25

2020

AAA_{sf} AA⁺_{sf} AA_{sf}
 141BP 244BP 450BP AAA_{sf} AA⁺_{sf}
 41BP 58BP AA_{sf}
 72BP AAA_{sf} AA⁺_{sf} 44BP 59BP AA_{sf}
 103BP 206BP 146BP AAA_{sf} AA⁺_{sf} AA⁺_{sf} AA_{sf}
 AAA_{sf}
 AAA_{sf}



Wind

3 2019 2020

Wind

4 2019 2020

9 2020

			%	BP	BP	BP	
AAA _{sf}	577	2.25	3.97	-8 ~ 530	141	-	0.60
AA ⁺ _{sf}	152	1.95	4.99	-176 ~ 941	244	103	0.55
AA _{sf}	7	5.16	7.32	176 ~ 941	450	206	0.55

f

10 11

AAA_{sf}

AA⁺_{sf}

"

01

"

-176BP

0.1%

26 Tif0868]TET EMC p7998 ef283.25 377.86 163.22 T06 TifTET EMC /P MCID50>BD BT

10 2020

			%	BP	BP	BP	
AAA _{sf}	139	2.87	3.73	-8 ~ 437	110	-	0.76
AA ⁺ _{sf}	10	1.57	4.89	100 ~ 513	229	119	0.60

11 2020

			%	BP	BP	BP	
AAA _{sf}	438	2.04	4.06	12 ~ 530	151	-	0.54
AA ⁺ _{sf}	142	1.98	5.00	-176 ~ 941	245	94	0.55
AA _{sf}	7	5.16	7.32	176 ~ 941	450	205	0.55

Mann-Whitney

U

			AAA _{sf}	AA ⁺ _{sf}	AA _{sf}		
2020		95%	AAA _{sf}	AA ⁺ _{sf}	AAA _{sf}	AA _{sf}	
AA ⁺ _{sf}	AA _{sf}						

12

12 2020

	AAA _{sf}	AA ⁺ _{sf}	AA _{sf}
AAA _{sf}	--	0.0000	0.0002
AA ⁺ _{sf}	0.0000	--	0.0213
AA _{sf}	0.0002		

2020

" "

" "

" "

" "

"

2.

2020

" " " "

ABS

ABS